Padded Book & E-Reader Sleeve

Skill: Absolute Beginner | Time: 30–40 min | Seam Allowance: 3/8" (9.5 mm) Included

PROJECT SPECIFICATIONS

Finished Size:	E-Reader: 6.5×8.5" · Paperback: 8×10.5" (E-Reader: 16.5×21.6 ·
Sizes Included:	E-Reader (6"–7" Kindle/Kobo) & Standard Trade Paperback
Fabric Weight:	4.5 oz quilting cotton or mid-weight linen + fusible fleece batting
Needle & Stitch:	80/12 Quilting or Universal needle | 2.5 mm construction · 3.2 mm
Pattern Tiles:	6 printable tile pages (2 col x 3 row)

SCALE CALIBRATION TEST SQUARES

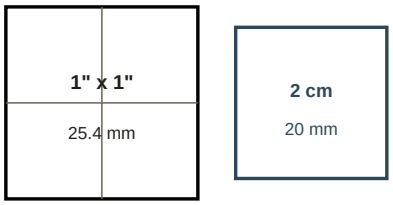

Print at Actual Size (100%) in Acrobat/Preview. Measure both boxes before cutting fabric.

CUTTING CHART (IMPERIAL & METRIC — ROTARY CUT OR TRACE TILES)

Piece	Qty	Inches (W x H)	Metric (cm)	Fabric
E-Reader Sleeve Panels	Cut 2 ea	7.25" x 9.25"	18.4 x 23.5 cm	Outer + Lining + F
Trade Paperback Sleeve Panels	Cut 2 ea	8.75" x 11.25"	22.2 x 28.6 cm	Outer + Lining + F
Optional Front Bookmark Pocket	Cut 1	8.75" x 6"	22.2 x 15.2 cm	Contrast Cotton

MATERIALS & SUPPLIES

- 1 fat quarter exterior cotton or linen
- 1 fat quarter soft cotton or flannel lining
- 1 fat quarter Pellon 987F Fusible Fleece (or low-loft cotton batting)
- 4.5" (11.5 cm) of 1/8" round cord elastic + one 3/4" (20 mm) wooden or shank button
- 50 wt polyester thread + hand-sewing needle for the button

TILE ASSEMBLY MAP (2 x 3)

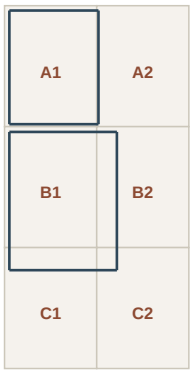

CENTER ELASTIC LOOP

E-READER SLEEVE PANEL

Cut 2 Exterior + 2 Lining + 2 Fleece · SA 3/8" (9.5 mm)

JOIN -> A2

JOIN v B1

JOIN v B2

CENTER ELASTIC LOOP

JOIN -> B2

TRADE PAPERBACK SLEEVE PANEL

Cut 2 Exterior + 2 Lining + 2 Fleece · SA 3/8" (9.5 mm)



JOIN v C1


JOIN v C2

Trim dashed box & align corner diamonds



JOIN -> C2

Trim dashed box & align corner diamonds

