Minimalist Fabric Card Wallet

Skill: Beginner | Time: 35 min | Seam Allowance: 1/4" (6.35 mm) Included

PROJECT SPECIFICATIONS

Finished Size:	4.25" W × 3" H (folded) · 4.25" × 6" (open) (10.8 × 7.6 cm
Sizes Included:	Standard Slim Bifold (holds 6–8 credit/ID cards + folded bills)
Fabric Weight:	4.5 oz quilting cotton, Japanese linen-cotton, or light waxed
Needle & Stitch:	80/12 Universal or 90/14 Topstitch needle | 2.4 mm assembly ·
Pattern Tiles:	3 printable tile pages (2 col x 2 row)

SCALE CALIBRATION TEST SQUARES

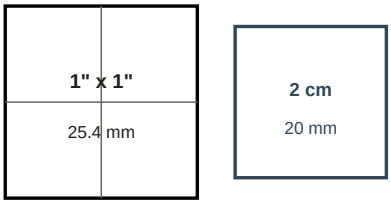

Print at Actual Size (100%) in Acrobat/Preview. Measure both boxes before cutting fabric.

CUTTING CHART (IMPERIAL & METRIC — ROTARY CUT OR TRACE TILES)

Piece	Qty	Inches (W x H)	Metric (cm)	Fabric
Wallet Exterior Body	Cut 1 ea	4.75" x 6.5"	12.1 x 16.5 cm	Exterior Cotton +
Wallet Interior Lining	Cut 1 ea	4.75" x 6.5"	12.1 x 16.5 cm	Lining Cotton + SF
Lower Card Pocket Panels	Cut 2	4.75" x 4.25"	12.1 x 10.8 cm	Contrast Cotton
Upper Tiered Pocket Panels	Cut 2	4.75" x 5.25"	12.1 x 13.3 cm	Exterior Cotton

MATERIALS & SUPPLIES

- Two 8" × 10" fabric scraps (exterior + interior lining & pockets)
- One 8" × 10" scrap of Pellon SF101 woven fusible interfacing
- Optional: 1 set of KAM plastic snaps or 10 mm magnetic/sew-on snap for a fold-over tab
- 50 wt all-purpose polyester thread

TILE ASSEMBLY MAP (2 x 2)

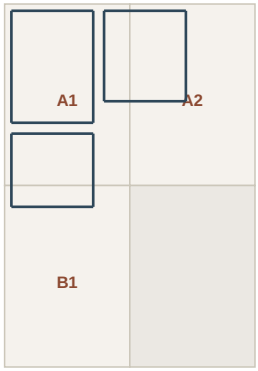

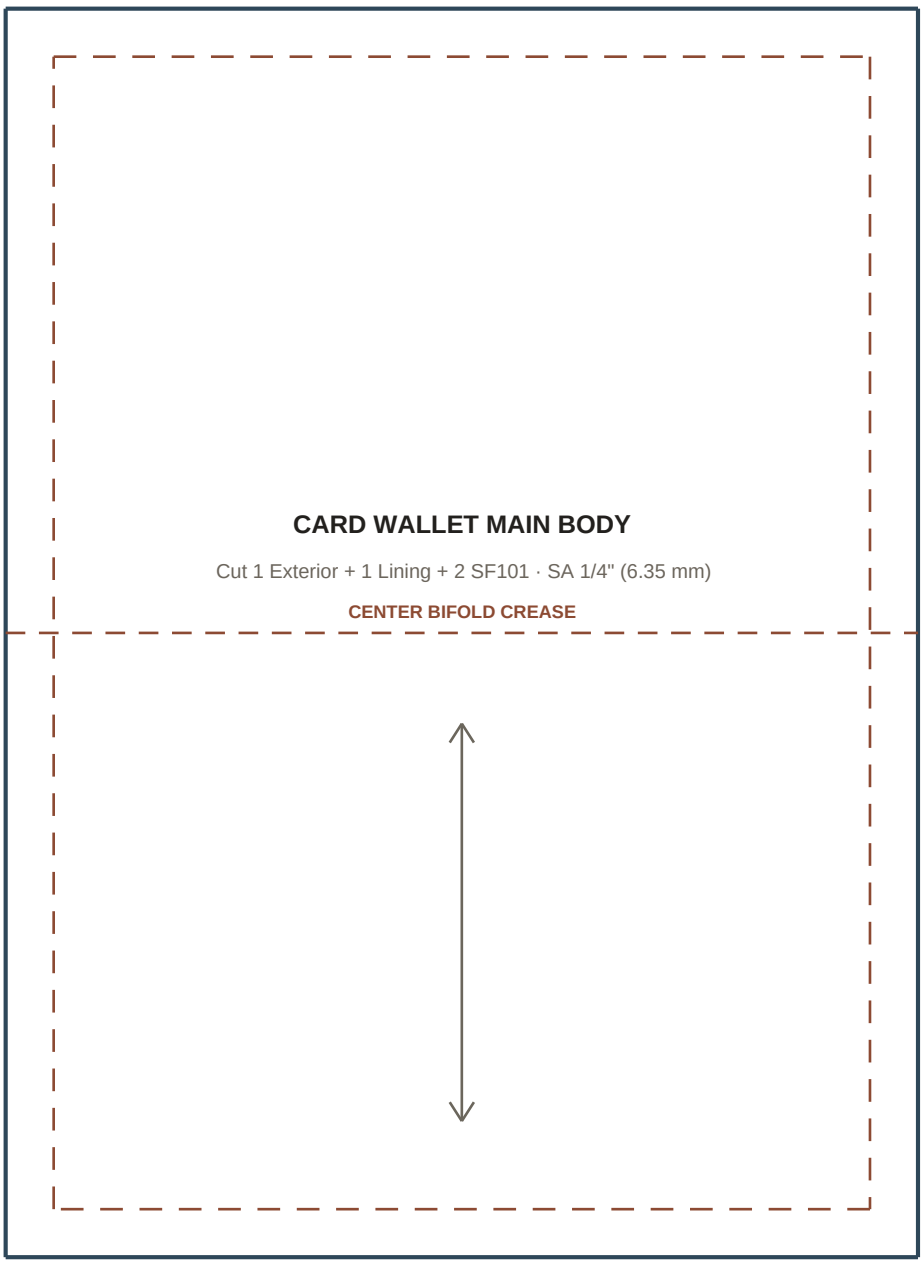
CARD WALLET MAIN BODY
Cut 1 Exterior + 1 Lining + 2 SF101 · SA 1/4" (6.35 mm)
CENTER BIFOLD CREASE

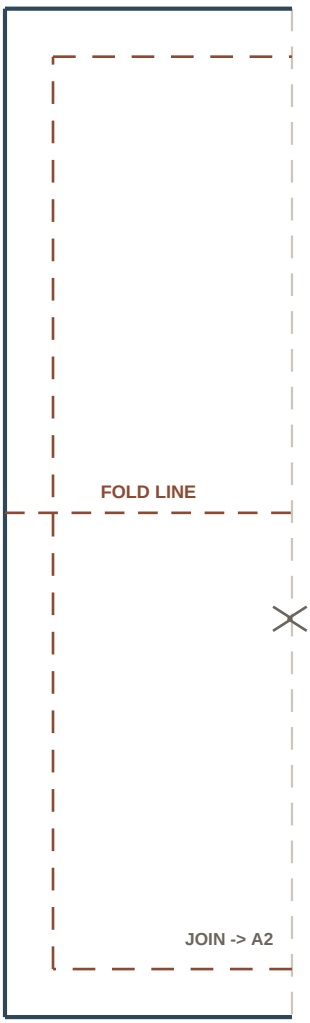
FOLD LINE
JOIN -> A2

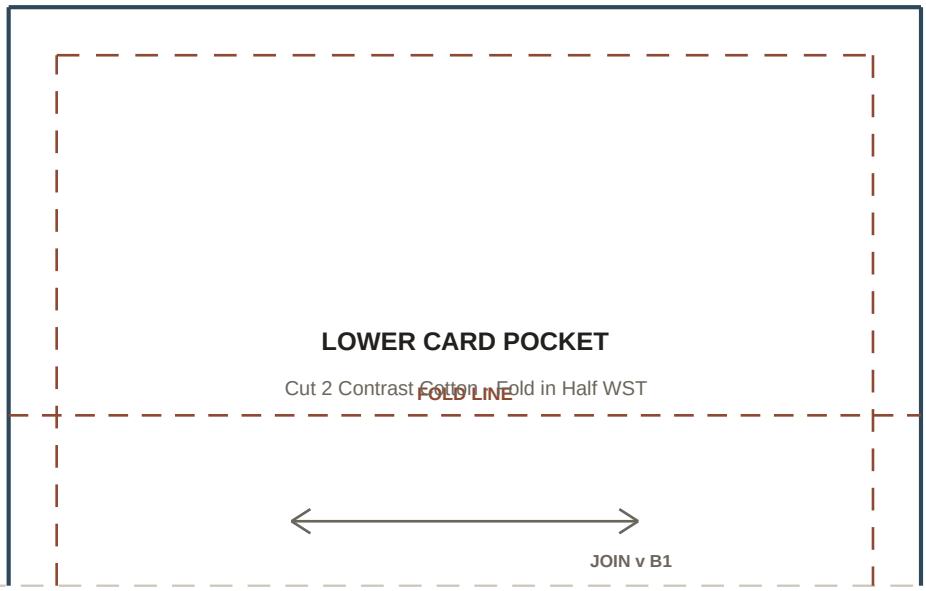
LOWER CARD POCKET
Cut 2 Contrast Cotton · Fold in Half WST
FOLD LINE
JOIN v B1

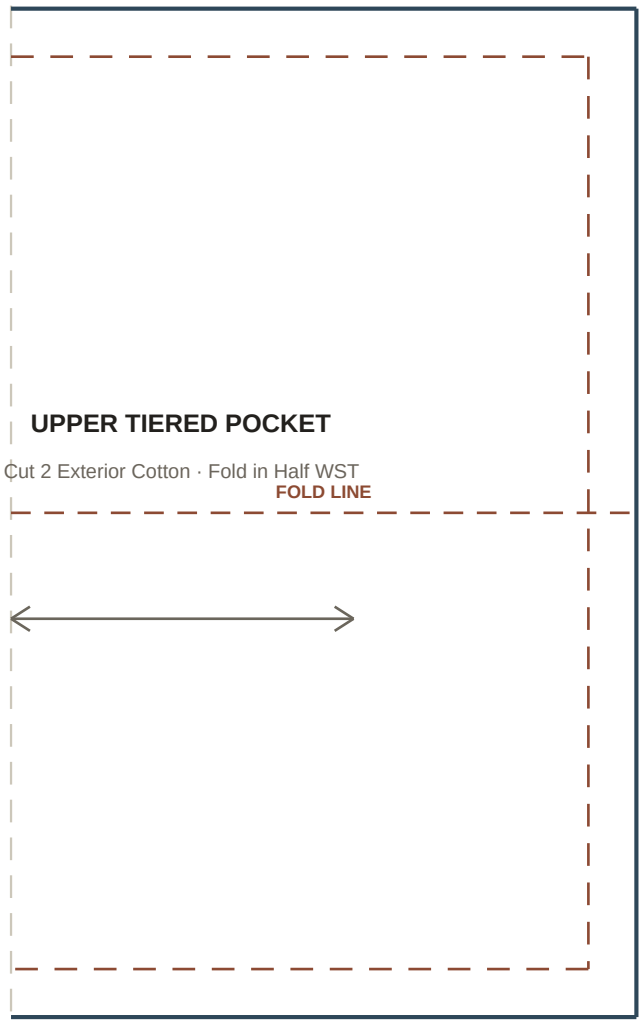
UPPER TIERED POCKET
Cut 2 Exterior Cotton · Fold in Half WST
FOLD LINE

