Over-the-Collar Dog Bandana (XS–XL)

Skill: Absolute Beginner | Time: 15–20 min | Seam Allowance: 3/8" (9.5 mm) Included

PROJECT SPECIFICATIONS

Finished Size:	XS 5.5" · S 7" · M 8.5" · L 10.5" · XL 12.5" wide (XS 14 · S 18 · M
Sizes Included:	5 Sizes: XS, S, M, L & XL (with collar width casing specs)
Fabric Weight:	4.5 oz quilting cotton, brushed cotton flannel, or lightweight linen
Needle & Stitch:	80/12 Universal needle | 2.5 mm perimeter · 3.0 mm collar casing
Pattern Tiles:	4 printable tile pages (2 col x 2 row)

SCALE CALIBRATION TEST SQUARES

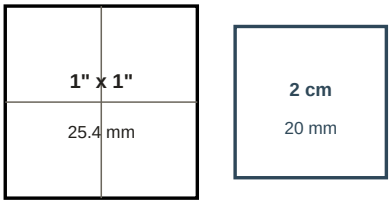

Print at Actual Size (100%) in Acrobat/Preview. Measure both boxes before cutting fabric.

CUTTING CHART (IMPERIAL & METRIC — ROTARY CUT OR TRACE TILES)

Piece	Qty	Inches (W x H)	Metric (cm)	Fabric
XS Bandana (Chihuahua, Yorkie · <10 lb)	Cut 2	6.25" x 5.5"	15.9 x 14.0 cm	Quilting Cotton
Small Bandana (Dachshund, Pug · 10–22 lb)	Cut 2	7.75" x 6.25"	19.7 x 15.9 cm	Quilting Cotton
Medium Bandana (Beagle, Corgi · 22–45 lb)	Cut 2	9.25" x 7.25"	23.5 x 18.4 cm	Quilting Cotton
Large Bandana (Lab, Retriever · 45–75 lb)	Cut 2	11.25" x 8.5"	28.6 x 21.6 cm	Quilting Cotton
XL Bandana (Great Dane, Shepherd · 75+ lb)	Cut 2	13.25" x 9.75"	33.7 x 24.8 cm	Quilting Cotton

MATERIALS & SUPPLIES

• XS–M: Two 10" × 10" contrasting quilting cotton squares; L–XL: Two 14" × 14" squares (fat quarters yield 2+ bandanas)

• 50 wt all-purpose polyester thread

TILE ASSEMBLY MAP (2 x 2)

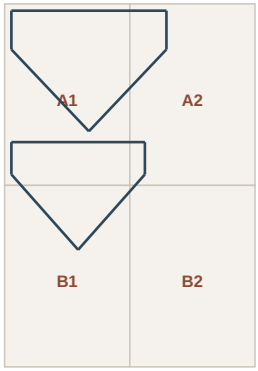

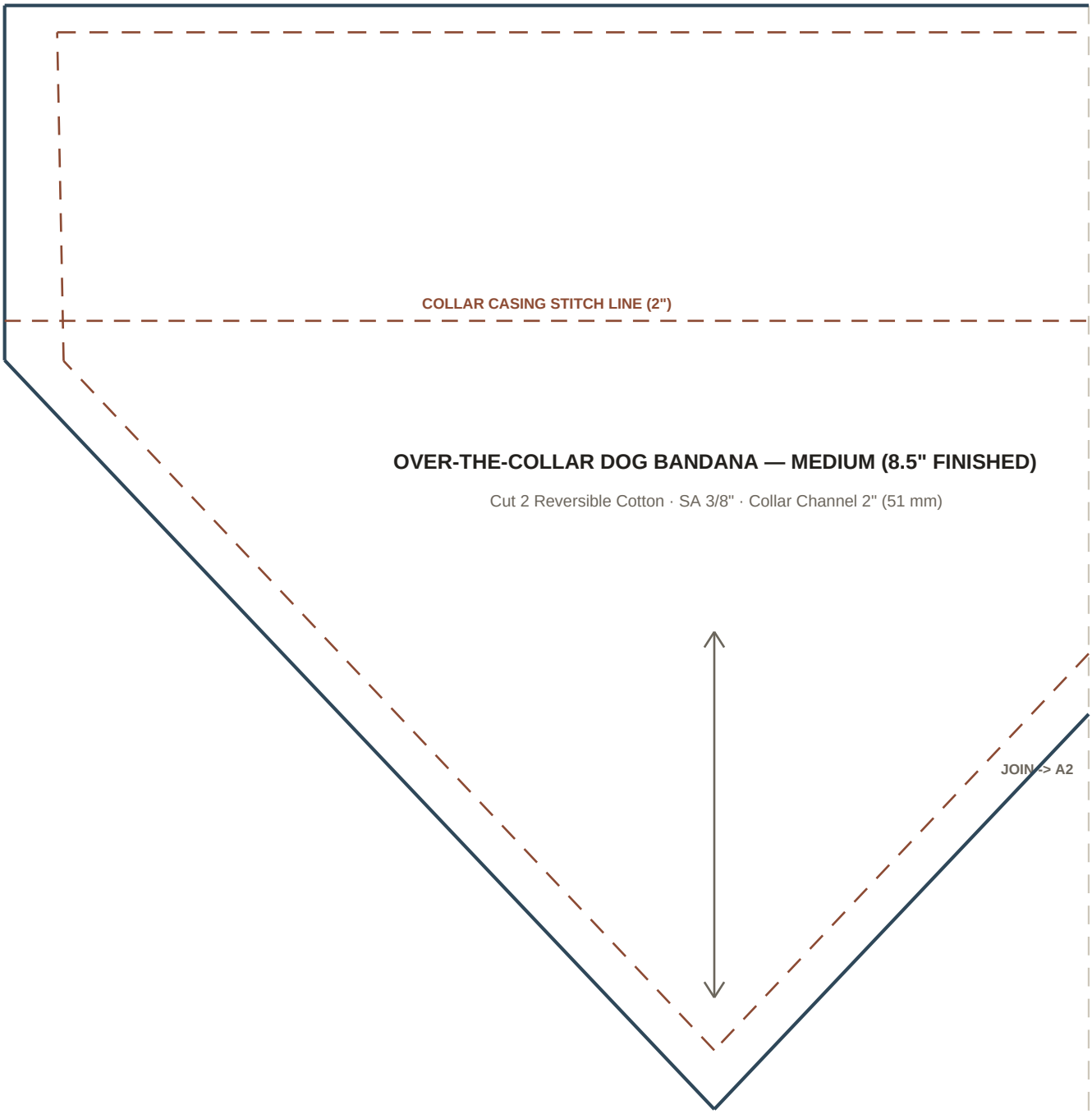

OVER-THE-COLLAR DOG BANDANA — MEDIUM (8.5" FINISHED)

Cut 2 Reversible Cotton · SA 3/8" · Collar Channel 2" (51 mm)

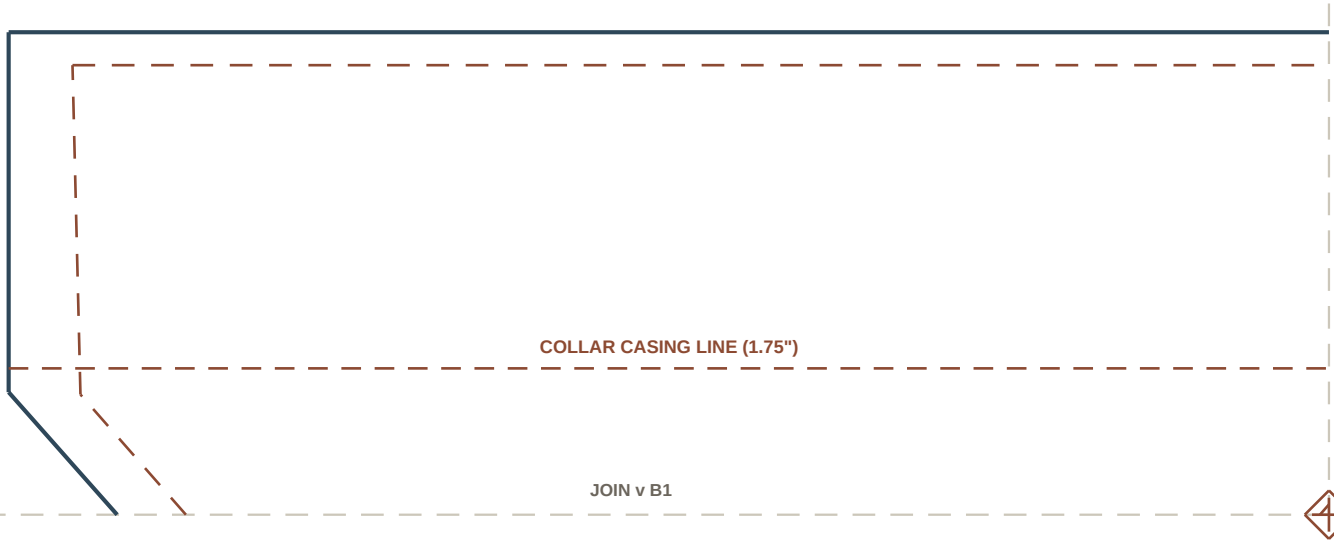

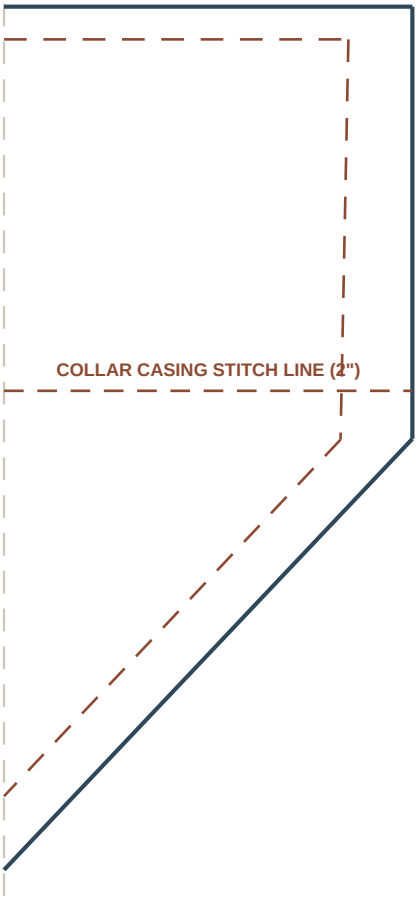



JOIN v B2

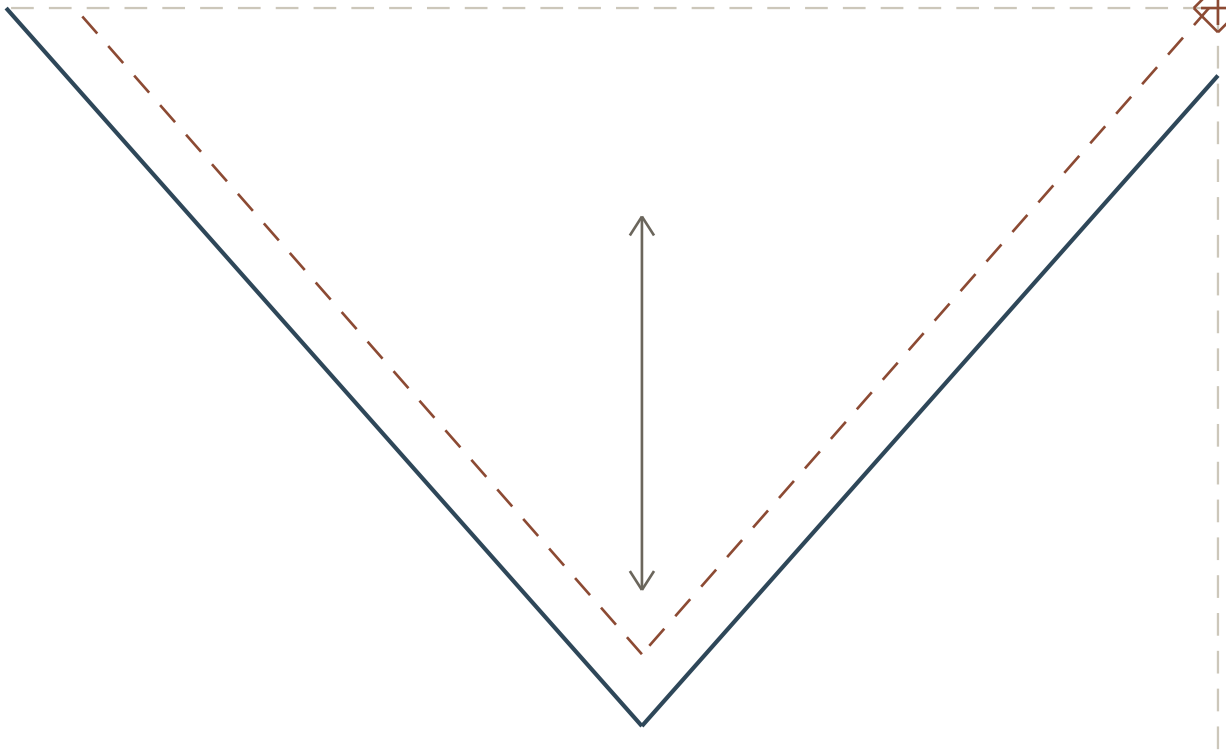

JOIN -> B2