PDFSEWINGPATTERNS.COM | PSP-03 | ISO A4 (210 × 297 MM)

Lined Drawstring Backpack

Skill: Beginner | Time: 45 min | Seam Allowance: 1/2" (12.7 mm) Included

PROJECT SPECIFICATIONS

Finished Size:	13.5" W × 16.5" H (34.3 × 41.9 cm)
Sizes Included:	Standard Adult / Teen Gym Size (easy to scale down 2" for kids)
Fabric Weight:	8–10 oz cotton canvas, ripstop nylon, or sturdy quilting cotton
Needle & Stitch:	90/14 Universal or Jeans needle | 2.5 mm construction · 3.2 mm
Pattern Tiles:	4 printable tile pages (2 col x 2 row)

SCALE CALIBRATION TEST SQUARES

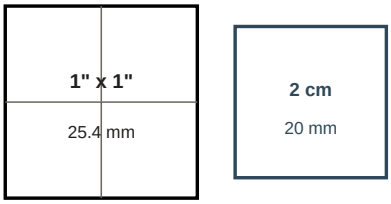

Print at Actual Size (100%) in Acrobat/Preview. Measure both boxes before cutting fabric.

CUTTING CHART (IMPERIAL & METRIC — ROTARY CUT OR TRACE TILES)

Piece	Qty	Inches (W x H)	Metric (cm)	Fabric
Exterior Backpack Body	Cut 2	14.5" x 18"	36.8 x 45.7 cm	Canvas / Cotton
Lining Backpack Body	Cut 2	14.5" x 18"	36.8 x 45.7 cm	Quilting Cotton /
Bottom Cord Tabs	Cut 2	1" x 3"	2.5 x 7.6 cm	Webbing or Canvas
Drawstring Cords	Cut 2	0.25" x 70"	0.6 x 177.8 cm	1/4" Braided Cord

MATERIALS & SUPPLIES

- 5/8 yard (0.6 m) exterior medium-weight canvas or quilting cotton (44" wide)
- 5/8 yard (0.6 m) cotton or ripstop lining
- 4 yards (3.65 m) of 1/4" (6 mm) braided cotton cord or 550 paracord (cut into two 68"–72" lengths)
- 6" (15 cm) of 3/4" cotton webbing OR two 3" × 3" self-fabric scraps for bottom cord loops
- Large safety pin or bodkin for threading cords + 50 wt polyester thread

TILE ASSEMBLY MAP (2 x 2)



STOP SIDE SEAM / CASING LINE (2.25")

JOIN -> A2

DRAWSTRING BACKPACK BODY (HALF — CUT ON FOLD)

Cut 2 Exterior + Cut 2 Lining on Fold · SA 1/2" (12.7 mm)

CUT ON FOLD

JOIN v B1



JOIN v B2

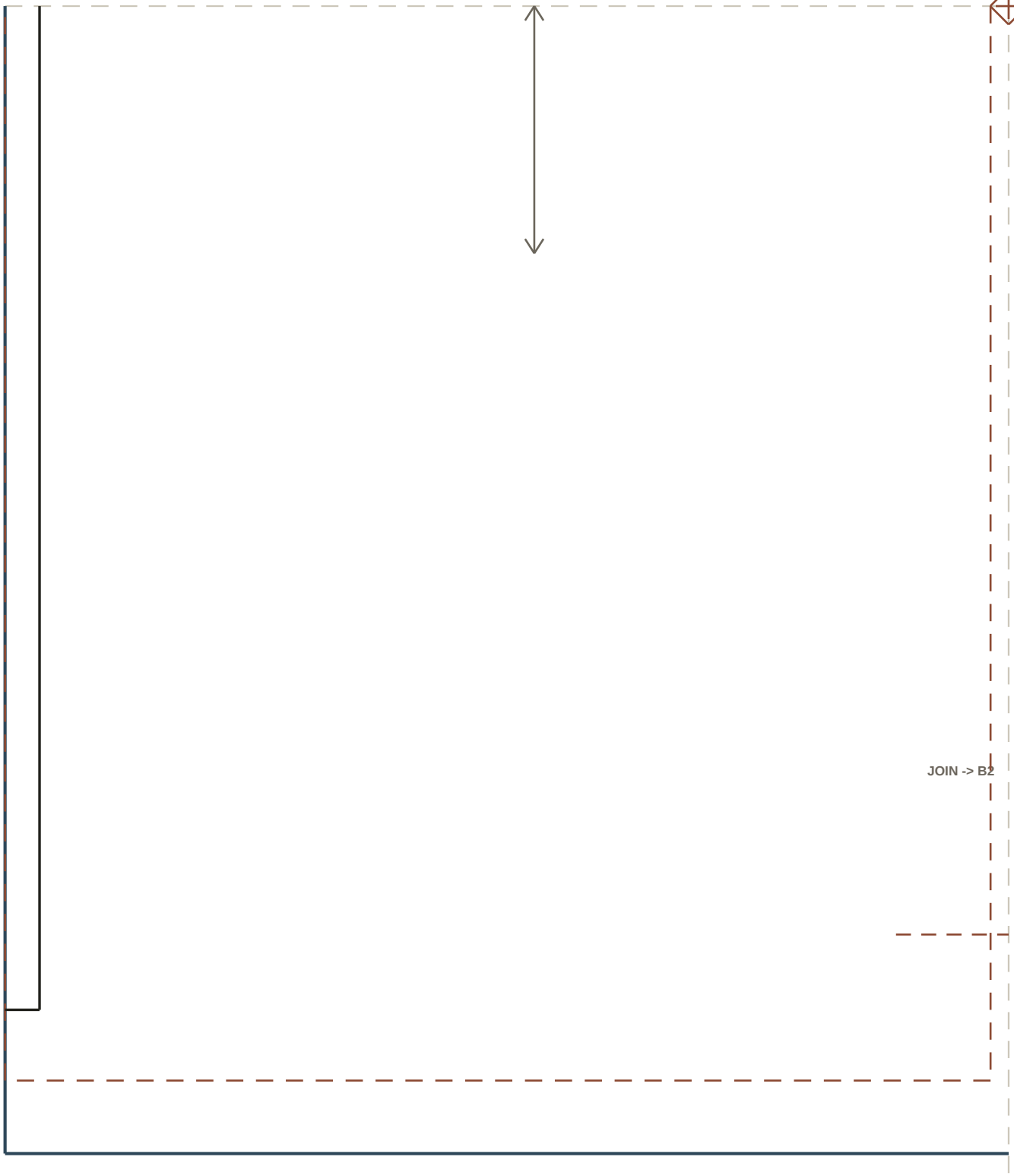
JOIN -> B2

