Fabric Storage Basket (3 Sizes)

Skill: Absolute Beginner | Time: 30 min | Seam Allowance: 3/8" (9.5 mm) Included

PROJECT SPECIFICATIONS

Finished Size:	S: 5×5×5.5" · M: 7×7×7" · L: 9×9×8.5" (S: 13×13×14 · M: 18×18×18 ·
Sizes Included:	Small, Medium & Large
Fabric Weight:	10 oz cotton canvas exterior + quilting cotton lining + Pellon 987F or
Needle & Stitch:	90/14 Universal or Topstitch needle | 2.5 mm construction · 3.5 mm
Pattern Tiles:	8 printable tile pages (3 col x 3 row)

SCALE CALIBRATION TEST SQUARES

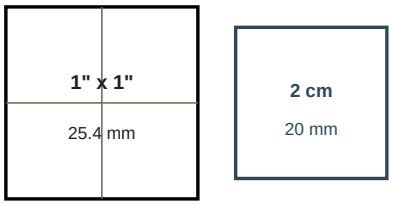

Print at Actual Size (100%) in Acrobat/Preview. Measure both boxes before cutting fabric.

CUTTING CHART (IMPERIAL & METRIC — ROTARY CUT OR TRACE TILES)

Piece	Qty	Inches (W x H)	Metric (cm)	Fabric
Small Basket Panel (2.5" corner cutouts)	Cut 2 ea	10.75" x 9.75"	27.3 x 24.8 cm	Outer + Lining + S
Medium Basket Panel (3.5" corner cutouts)	Cut 2 ea	14.75" x 12.25"	37.5 x 31.1 cm	Outer + Lining + S
Large Basket Panel (4.5" corner cutouts)	Cut 2 ea	18.75" x 14.75"	47.6 x 37.5 cm	Outer + Lining + S

MATERIALS & SUPPLIES

- Small: 1 fat quarter outer + 1 fat quarter lining; Medium/Large: 1/2 yard (0.5 m) outer + 1/2 yard lining
- Matching yardage of Pellon 987F Fusible Fleece or Pellon 809 Decor-Bond stabilizer
- 50 wt all-purpose polyester thread

TILE ASSEMBLY MAP (3 x 3)

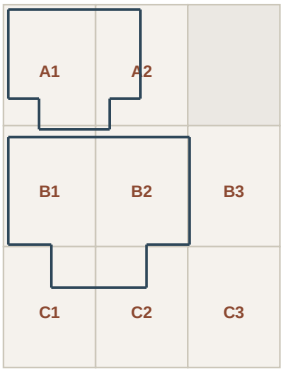

Trim dashed box & align corner diamonds



Trim dashed box & align corner diamonds



JOIN v B2

Trim dashed box & align corner diamonds



Trim dashed box & align corner diamonds



Trim dashed box & align corner diamonds

JOIN v C3

Trim dashed box & align corner diamonds

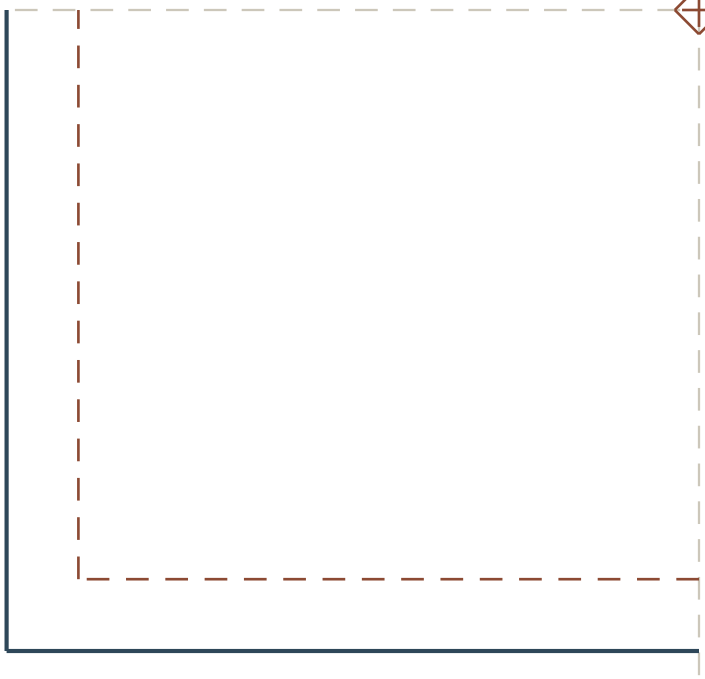

JOIN -> C2



JOIN -> C3

Trim dashed box & align corner diamonds