PDFSEWINGPATTERNS.COM | PSP-06 | ISO A4 (210 × 297 MM)

Lined Zipper Pencil Case

Skill: Beginner | Time: 30 min | Seam Allowance: 3/8" (9.5 mm) Included

PROJECT SPECIFICATIONS

Finished Size:	8.5" W × 4.25" H (21.6 × 10.8 cm)
Sizes Included:	Standard Studio Pencil Case (fits full-length unsharpened pencils
Fabric Weight:	4.5 oz quilting cotton or 7 oz cotton linen + SF101 woven fusible
Needle & Stitch:	80/12 Universal needle | 2.5 mm construction · 3.0 mm zipper
Pattern Tiles:	2 printable tile pages (2 col x 1 row)

SCALE CALIBRATION TEST SQUARES

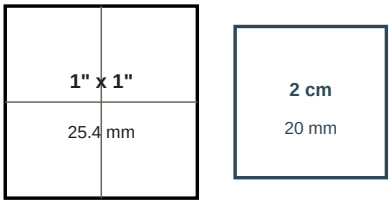

Print at Actual Size (100%) in Acrobat/Preview. Measure both boxes before cutting fabric.

CUTTING CHART (IMPERIAL & METRIC — ROTARY CUT OR TRACE TILES)

Piece	Qty	Inches (W x H)	Metric (cm)	Fabric
Exterior Pencil Case Panel	Cut 2	9.25" x 5"	23.5 x 12.7 cm	Quilting Cotton /
Lining Pencil Case Panel	Cut 2	9.25" x 5"	23.5 x 12.7 cm	Quilting Cotton
Zipper End Tabs	Cut 2	1.5" x 2"	3.8 x 5.1 cm	Exterior Cotton

MATERIALS & SUPPLIES

- 1/4 yard (or 2 contrasting fat quarters) for exterior and lining
- Scrap of Pellon SF101 woven fusible interfacing (10" × 12")
- One 8" (20 cm) #3 nylon coil zipper (or trim a 9" zipper to 7.5" before adding tabs)
- 50 wt all-purpose polyester thread

TILE ASSEMBLY MAP (2 x 1)

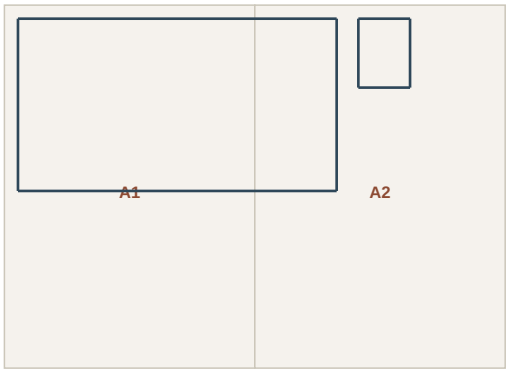

FLAT ZIPPER PENCIL CASE BODY

Cut 2 Exterior + 2 Lining + 2 SF101 · SA 3/8" (9.5 mm)



JOIN -> A2



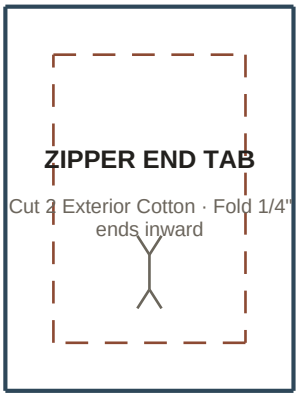
ZIPPER END TAB
Cut 2 Exterior Cotton · Fold 1/4" ends inward