# Lined Zipper Pencil Case

Skill: Beginner | Time: 30 min | Seam Allowance: 3/8" (9.5 mm) Included

## PROJECT SPECIFICATIONS

| | |
|---|---|
| **Finished Size:** | 8.5" W × 4.25" H (21.6 × 10.8 cm) |
| **Sizes Included:** | Standard Studio Pencil Case (fits full-length unsharpened pencils & |
| **Fabric Weight:** | 4.5 oz quilting cotton or 7 oz cotton linen + SF101 woven fusible |
| **Needle & Stitch:** | 80/12 Universal needle \| 2.5 mm construction · 3.0 mm zipper |
| **Pattern Tiles:** | 2 printable tile pages (2 col x 1 row) |

## SCALE CALIBRATION TEST SQUARES

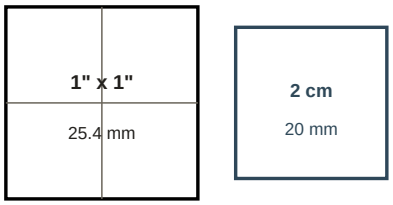


Print at Actual Size (100%) in Acrobat/Preview. Measure both boxes before cutting fabric.

## CUTTING CHART (IMPERIAL & METRIC — ROTARY CUT OR TRACE TILES)

| Piece | Qty | Inches (W x H) | Metric (cm) | Fabric |
|---|---|---|---|---|
| Exterior Pencil Case Panel | Cut 2 | 9.25" x 5" | 23.5 x 12.7 cm | Quilting Cotton / |
| Lining Pencil Case Panel | Cut 2 | 9.25" x 5" | 23.5 x 12.7 cm | Quilting Cotton |
| Zipper End Tabs | Cut 2 | 1.5" x 2" | 3.8 x 5.1 cm | Exterior Cotton |

## MATERIALS & SUPPLIES

- 1/4 yard (or 2 contrasting fat quarters) for exterior and lining
- Scrap of Pellon SF101 woven fusible interfacing (10" × 12")
- One 8" (20 cm) #3 nylon coil zipper (or trim a 9" zipper to 7.5" before adding tabs)
- 50 wt all-purpose polyester thread

## TILE ASSEMBLY MAP (2 x 1)

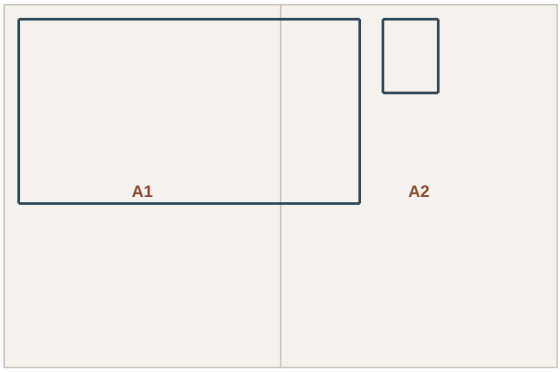

## FLAT ZIPPER PENCIL CASE BODY

Cut 2 Exterior + 2 Lining + 2 SF101 · SA 3/8" (9.5 mm)



JOIN -> A2



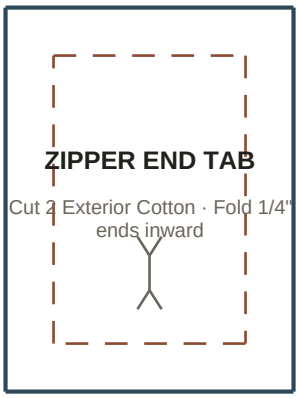
ZIPPER END TAB
Cut 2 Exterior Cotton · Fold 1/4" ends inward