PDFSEWINGPATTERNS.COM | PSP-21 | ISO A4 (210 × 297 MM)

Full Circle Skirt (XS–3XL)

Skill: Beginner | Time: 1.5–2 hours | Seam Allowance: 1/2" (12.7 mm) Included

PROJECT SPECIFICATIONS

Finished Size:	Sizes XS–3XL (24"–47" waist · 22.5" knee length) (XS–3XL
Sizes Included:	XS, S, M, L, XL, 2XL & 3XL (nested waist arcs + custom length
Fabric Weight:	Cotton poplin, rayon challis, washed linen-viscose, lightweight
Needle & Stitch:	70/10 Microtex (challis/lawn) or 80/12 Universal (poplin/linen) |
Pattern Tiles:	17 printable tile pages (4 col x 5 row)

SCALE CALIBRATION TEST SQUARES

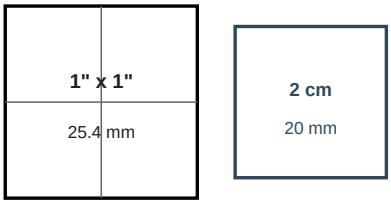

Print at Actual Size (100%) in Acrobat/Preview. Measure both boxes before cutting fabric.

CUTTING CHART (IMPERIAL & METRIC — ROTARY CUT OR TRACE TILES)

Piece	Qty	Inches (W x H)	Metric (cm)	Fabric
Skirt Half-Circle Panels (Quarter Template	Cut 2 on Fold	27" x 27"	68.6 x 68.6 cm	Main Woven
Waistband Strip (XS–3XL trim marks)	Cut 1 on Fold	18.1" x 4"	46.0 x 10.2 cm	Main Woven + SF101
In-Seam Side Pocket Bags (Optional)	Cut 4 (2 pairs)	7.3" x 10.4"	18.5 x 26.4 cm	Main or Light Cott

MATERIALS & SUPPLIES

• XS–L: 2.75–3.25 yards (2.5–3.0 m) of 54"–60" wide woven fabric; XL–3XL: 3.5–4.0 yards (3.2–3.7 m)

• Structured waistband option: 1/4 yard Pellon SF101 woven fusible + 9" invisible side zipper + 1 hook-and-eye

• Pull-on elastic option: 1.5" (38 mm) wide non-roll woven elastic cut to waist minus 1.5"

• Optional hem finish: 4 yards of 1/4" single-fold bias tape (or self-cut bias via our Bias Tape Calculator)

• 50 wt all-purpose polyester thread matching exterior fabric

TILE ASSEMBLY MAP (4 x 5)

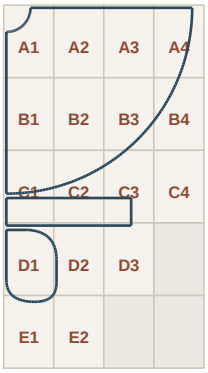

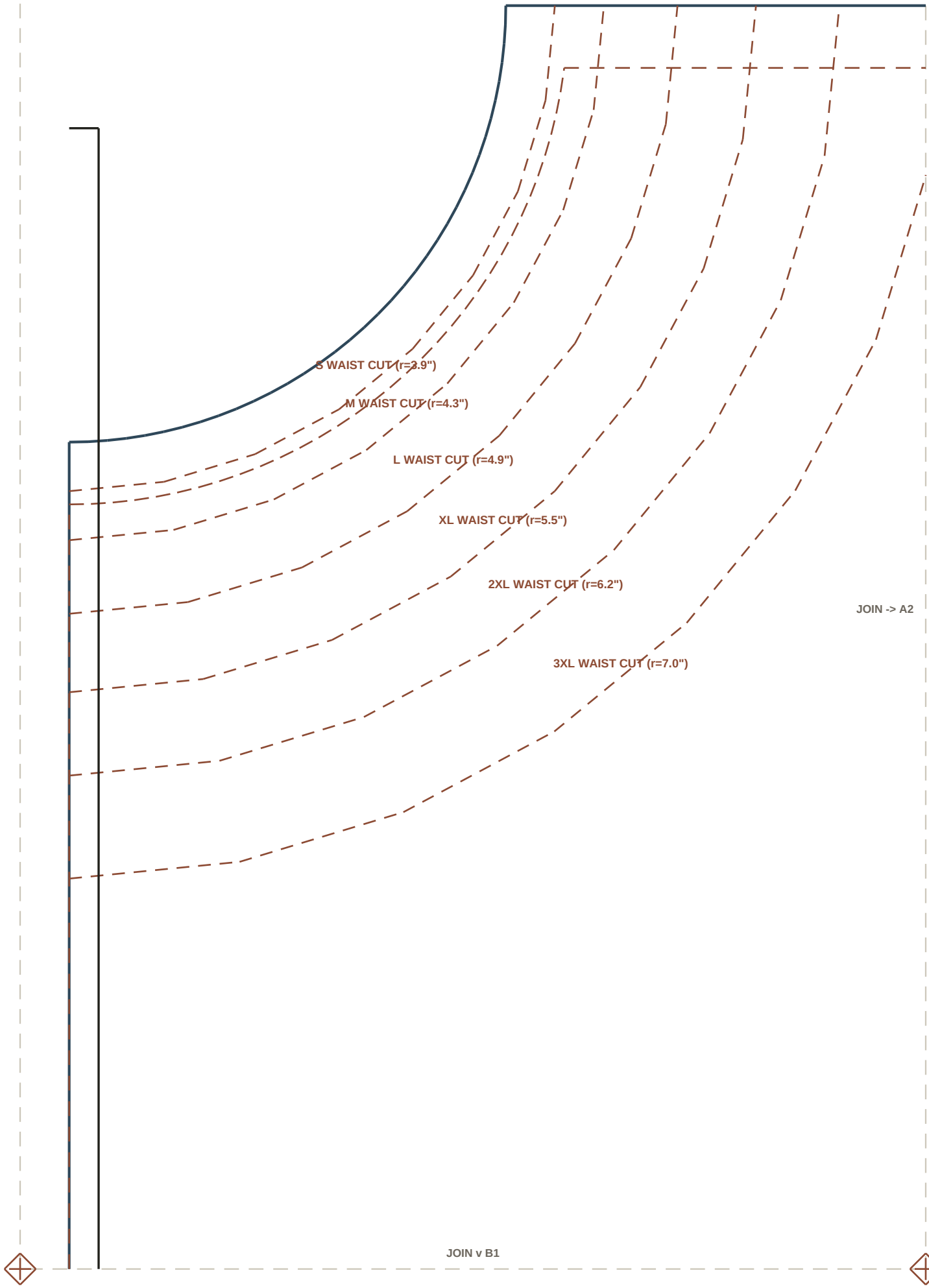
S WAIST CUT (r=3.9")
M WAIST CUT (r=4.3")
L WAIST CUT (r=4.9")
XL WAIST CUT (r=5.5")
2XL WAIST CUT (r=6.2")
3XL WAIST CUT (r=7.0")
JOIN -> A2
JOIN v B1



JOIN -> A3

FULL CIRCLE SKIRT QUARTER PANEL (CUT 2

Place Left Edge on Fold (CF & CB) · Trim Inner Arc to Size XS–

JOIN v B2

JOIN -> A4

JOIN v B3


JOIN v B4

Trim dashed box & align corner diamonds

CUT ON FOLD

JOIN -> B2

JOIN v C1



JOIN -> B3

JOIN v C2

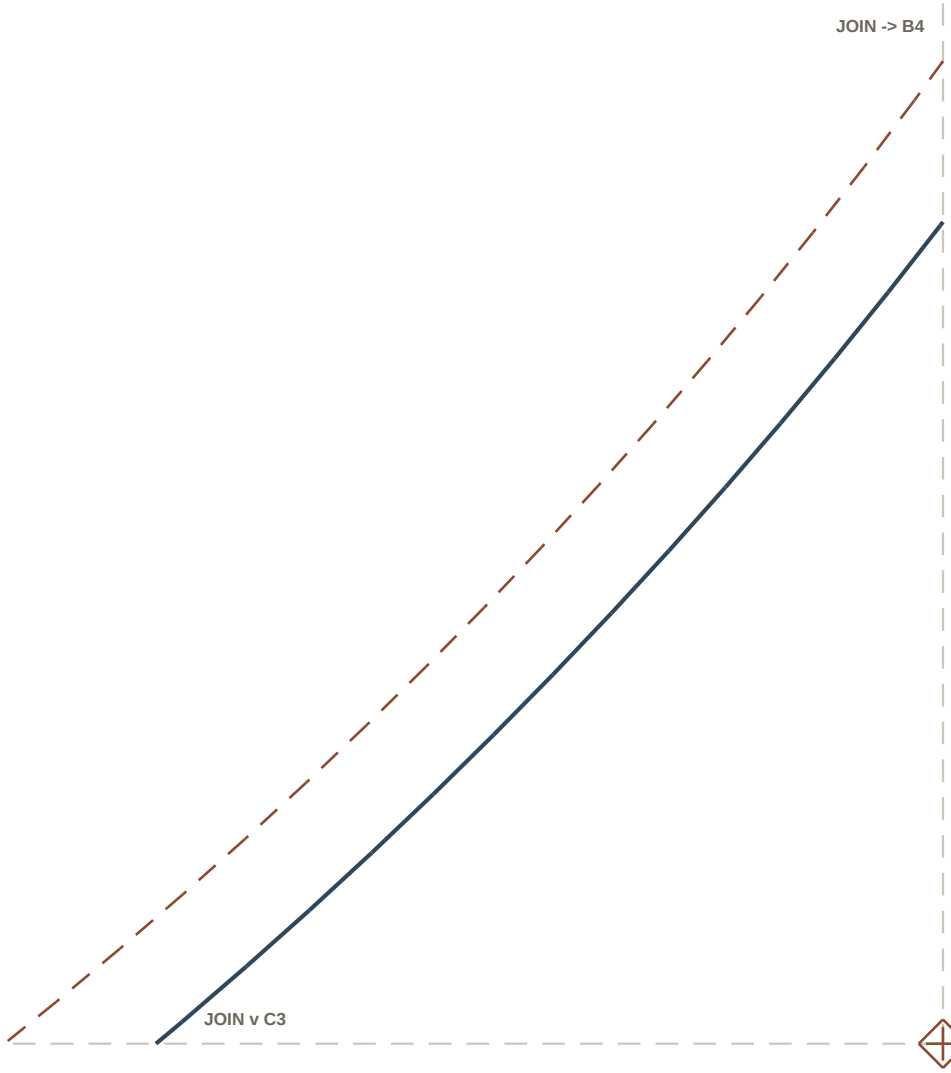
JOIN -> B4
JOIN v C3



JOIN v C4

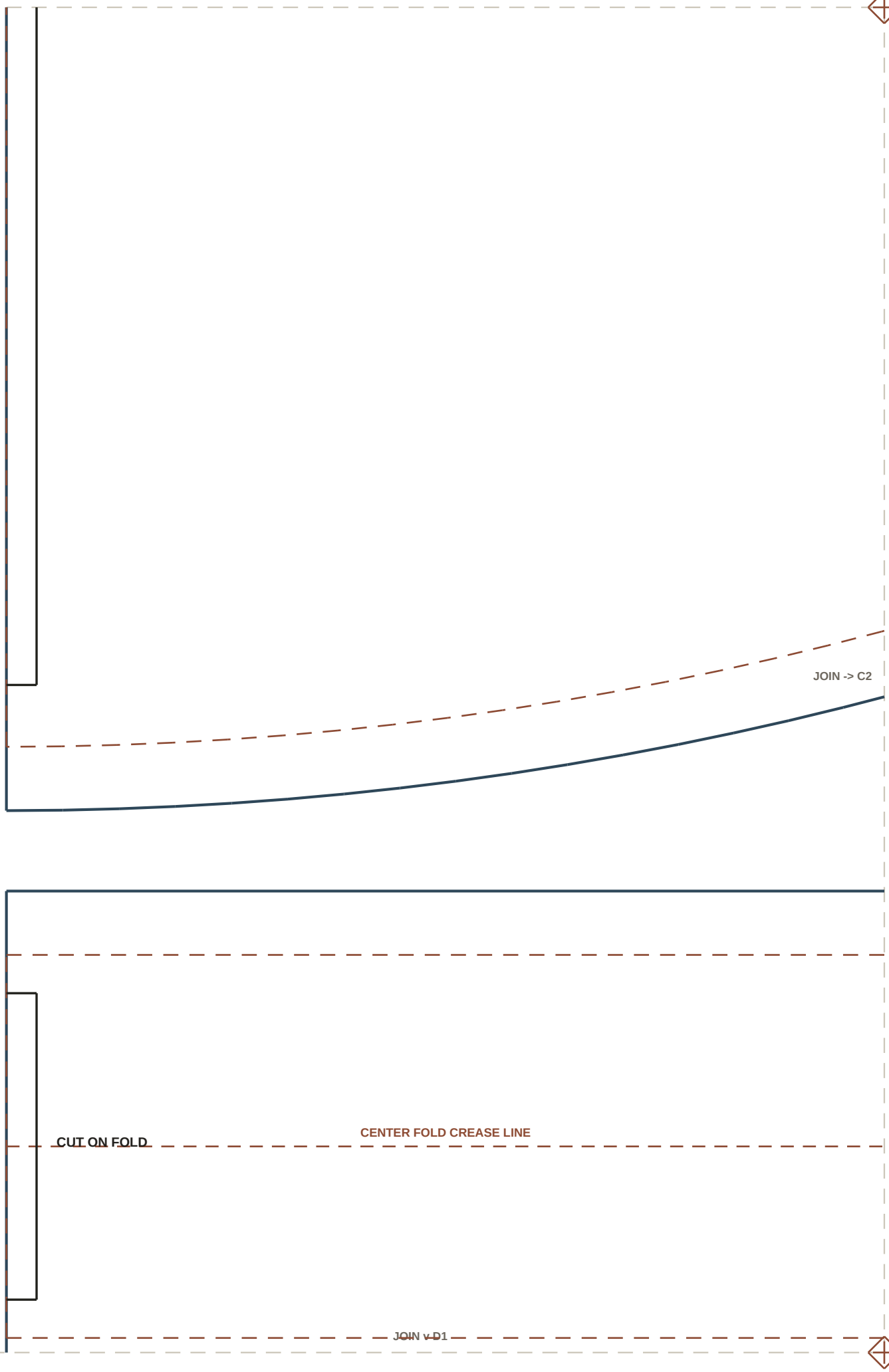
JOIN -> C2
CUT ON FOLD
CENTER FOLD CREASE LINE
JOIN v-D1

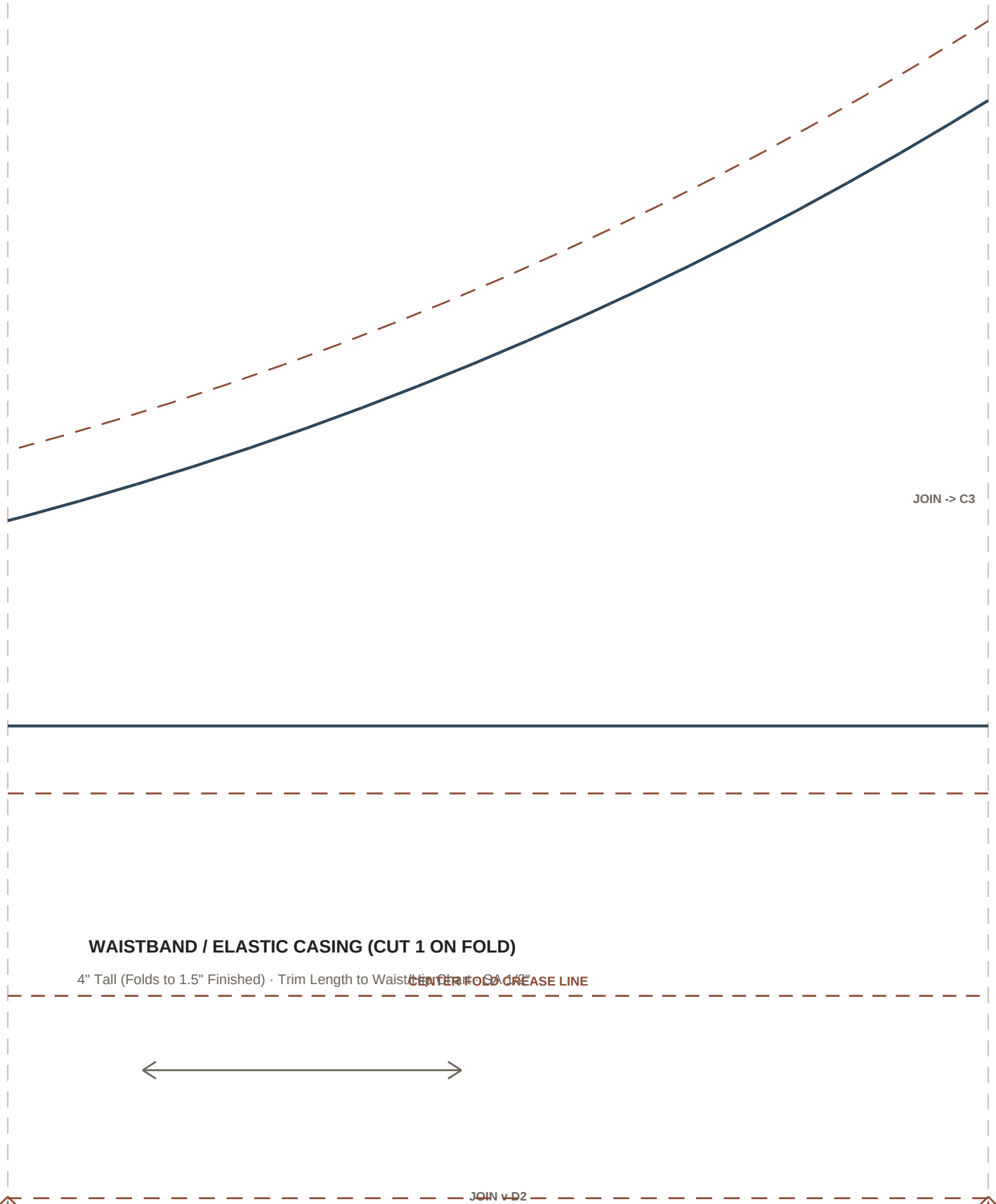

WAISTBAND / ELASTIC CASING (CUT 1 ON FOLD)

4" Tall (Folds to 1.5" Finished) · Trim Length to Waist/Hip Chart · SA 1/2"

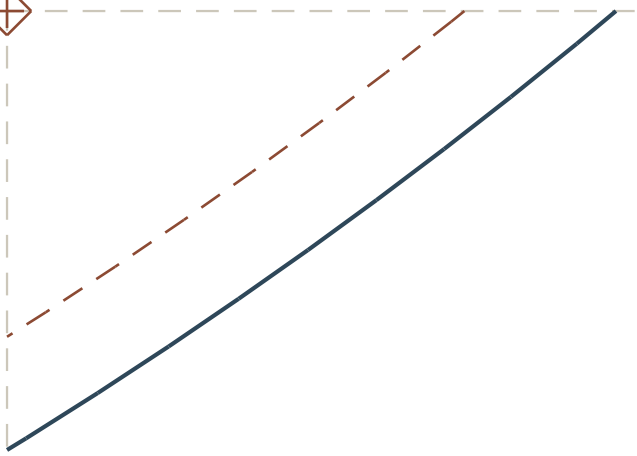

JOIN -> C4

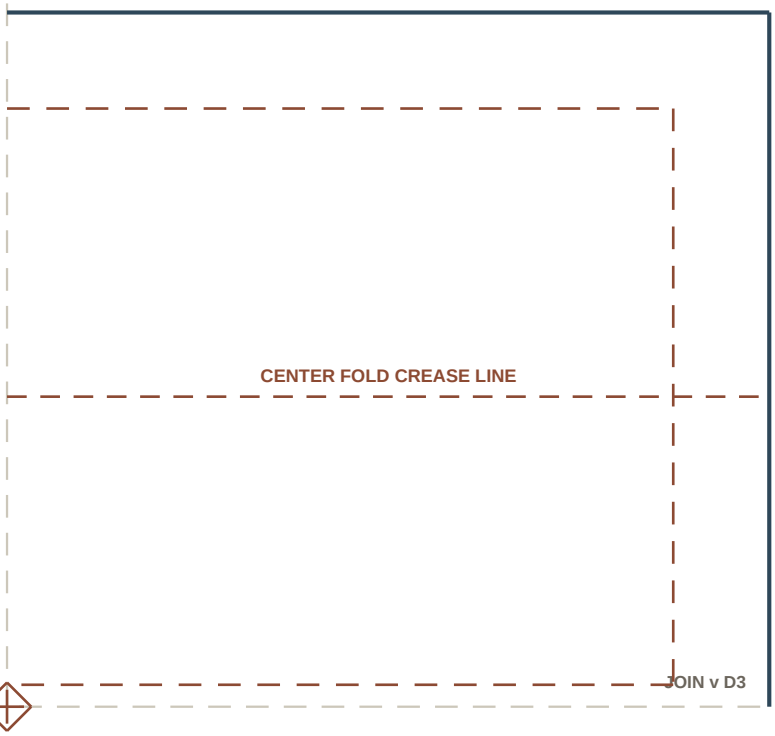


JOIN -> D2
IN-SEAM SIDE POCKET BAG
Cut 4 (2 Mirrored Pairs) · Align Left Straight Edge to Side Seam · SA 3/8"–1/2"
JOIN v E1


JOIN -> D3
JOIN v E2



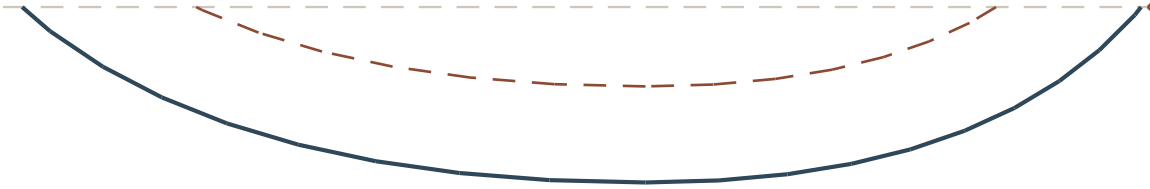

JOIN -> E2