Lined Everyday Tote Bag

Skill: Beginner | Time: 45–60 min | Seam Allowance: 1/2" (12.7 mm) Included

PROJECT SPECIFICATIONS

Finished Size:	13.5" W × 14.5" H × 4" D (34.3 × 36.8 × 10.2 cm)
Sizes Included:	One Standard Everyday Size (fits 15" laptop & groceries)
Fabric Weight:	10–12 oz cotton duck canvas or bull denim exterior + 4.5 oz quilting
Needle & Stitch:	90/14 Topstitch or Jeans needle | 2.8 mm construction seams · 3.5
Pattern Tiles:	10 printable tile pages (3 col x 4 row)

SCALE CALIBRATION TEST SQUARES

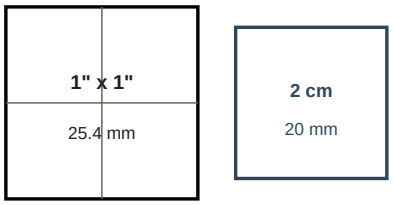

Print at Actual Size (100%) in Acrobat/Preview. Measure both boxes before cutting fabric.

CUTTING CHART (IMPERIAL & METRIC — ROTARY CUT OR TRACE TILES)

Piece	Qty	Inches (W x H)	Metric (cm)	Fabric
Exterior Body (with 2" bottom corner cutou	Cut 2	16.5" x 17.5"	41.9 x 44.5 cm	10–12 oz Canvas
Lining Body (with 2" bottom corner cutouts	Cut 2	16.5" x 17.5"	41.9 x 44.5 cm	Quilting Cotton
Interior Slip Pocket	Cut 1	9.5" x 13.5"	24.1 x 34.3 cm	Quilting Cotton
Shoulder Straps (self-fabric)	Cut 2	4" x 25"	10.2 x 63.5 cm	Canvas or Webbing

MATERIALS & SUPPLIES

- 1/2 yard (0.5 m) of 10–12 oz cotton canvas for Exterior Body & Straps (at least 44" / 112 cm wide)
- 1/2 yard (0.5 m) of 4.5 oz quilting cotton for Lining & Interior Pocket
- 1/2 yard (0.5 m) Pellon SF101 woven fusible interfacing (20" wide) for pocket & lining stability
- 1.5 yards (1.4 m) of 1" (25 mm) cotton webbing (optional alternative to sewn fabric straps)
- All-purpose 50 wt polyester thread (plus 30 wt topstitch thread if using contrast rim stitching)

TILE ASSEMBLY MAP (3 x 4)

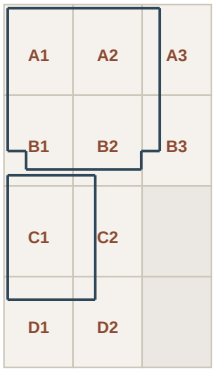

Trim dashed box & align corner diamonds



STRAP MARK 3.5"

JOIN -> A3

A. TOTE BODY (EXTERIOR & LINING)

Cut 2 Canvas + Cut 2 Lining · SA 1/2" (12.7 mm) Included

JOIN v B2

Trim dashed box & align corner diamonds

JOIN v B3

Trim dashed box & align corner diamonds

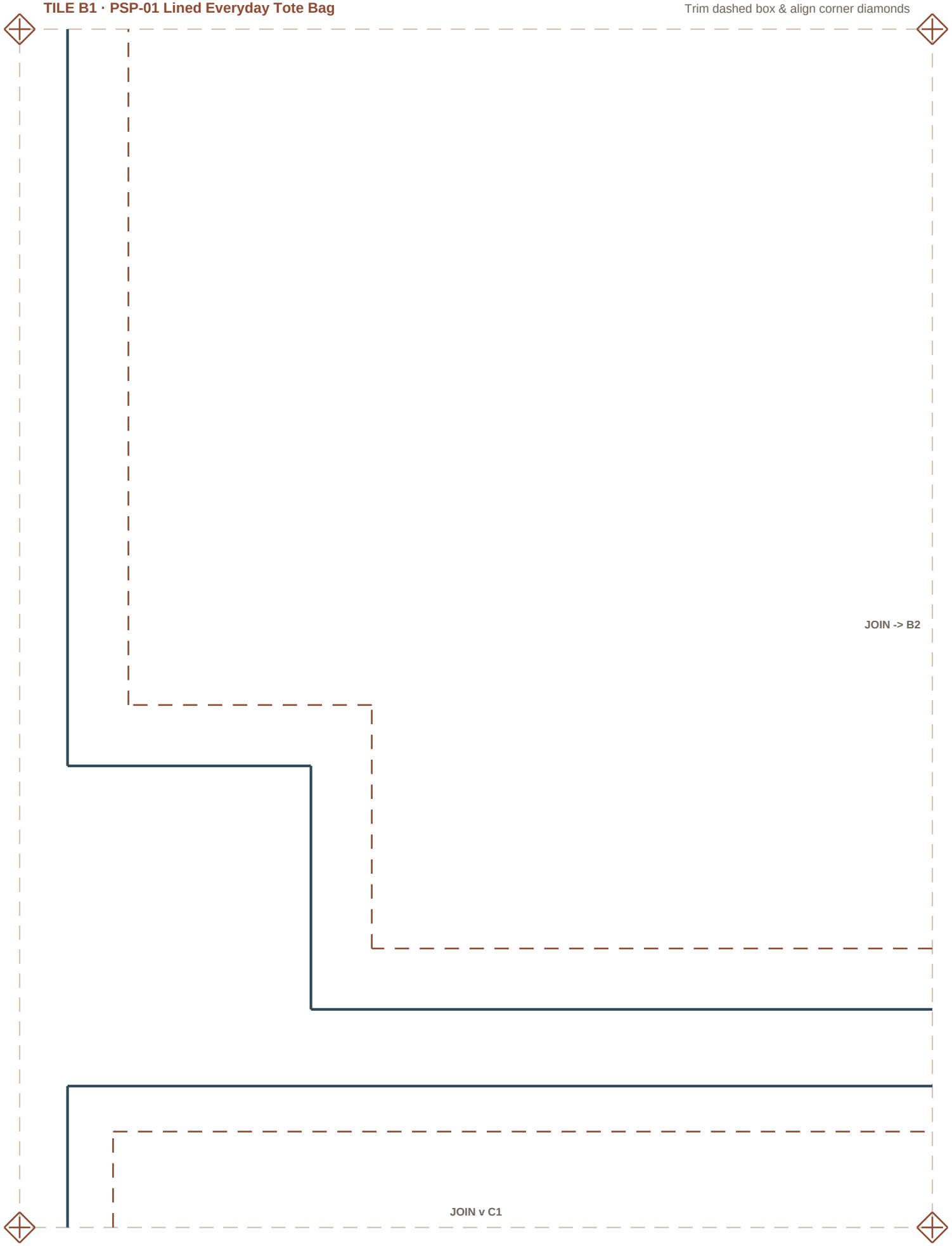

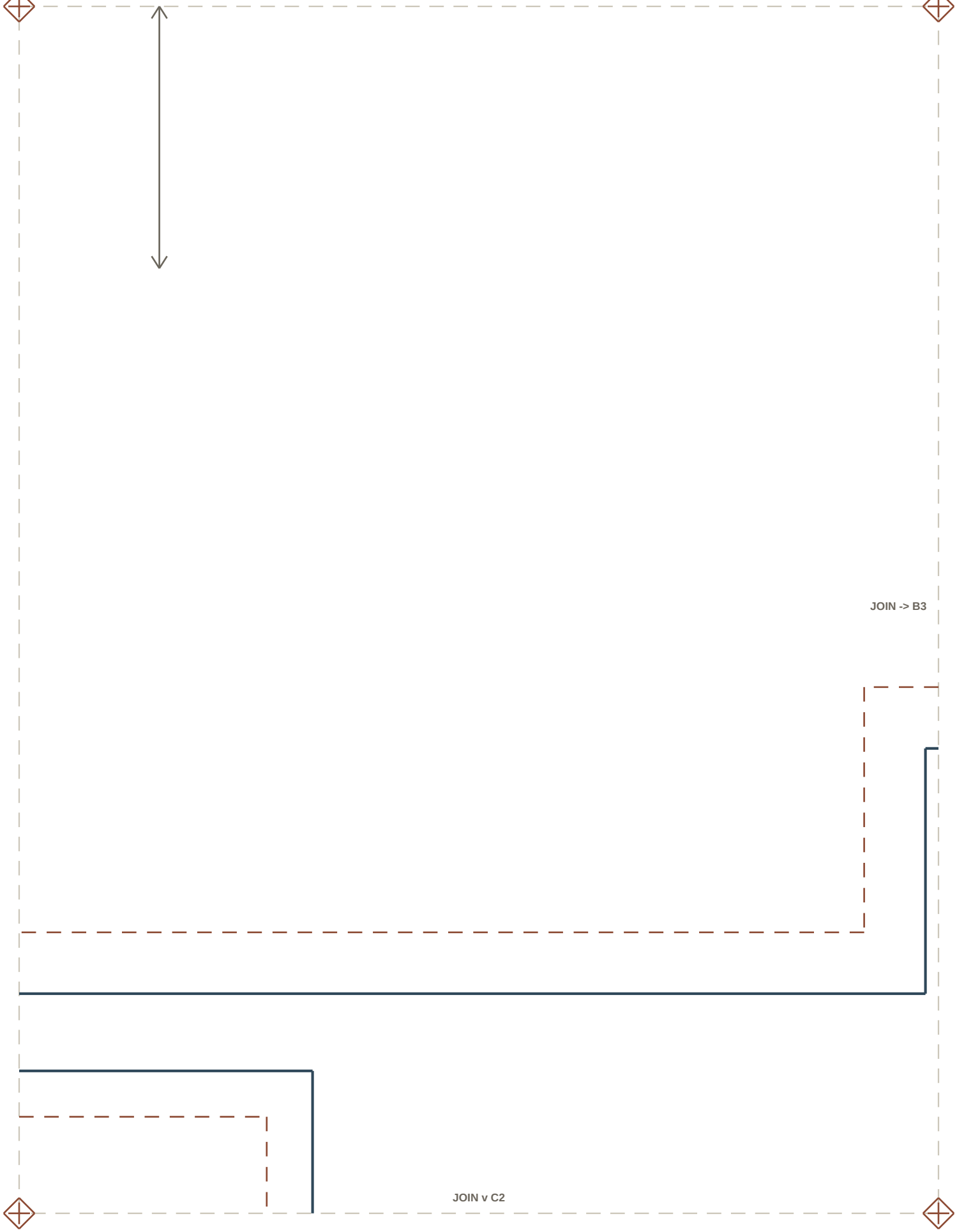
JOIN -> B3
JOIN v C2



B. INTERIOR SLIP POCKET

Cut 1 Lining + Cut 1 SF101 Interfacing · SA 3/8" (10 mm)

JOIN -> C2

FOLD LINE



JOIN v D1

FOLD LINE

JOIN v D2



JOIN -> D2

